

# 2018 Community Health Assessment Quad Cities Area

CBAC - October 18, 2018



**GENESIS**



**UnityPoint Health  
Trinity**

# CHNA Steering Committee

Brooke Barnes,  
Scott County Health  
Department

Mariah Benson,  
Rock Island County  
Health Department

Tom Bowman,  
Community Health  
Care, Inc.

Nicole Carkner,  
Quad City Health  
Initiative (QCHI)

Rachel Evans,  
Quad City Health  
Initiative (QCHI)

Ellen Gackle,  
Scott County Health  
Department

Janet Hill,  
Rock Island County  
Health Department

Daniel Joiner,  
UnityPoint Health –  
Trinity

Nita Ludwig,  
Rock Island County  
Health Department

Henry Marquard,  
Genesis Health System

Edward Rivers,  
Scott County Health  
Department

Christy Roby Williams,  
UnityPoint Health –  
Trinity Muscatine  
Public Health

Pat Shouse,  
UnityPoint Health –  
Trinity

Jerica Thompson,  
UnityPoint Health –  
Trinity

Tiffany Tjepkes,  
Scott County Health  
Department

Hal Wagher,  
Genesis Health System

# Areas of Opportunity Quad Cities

Access to Health Care



Cancer



Diabetes



Heart Disease & Stroke



Housing



Infant Health



Injury & Violence



Kidney Disease



Mental Health



Nutrition, Physical Activity, Weight



Oral Health



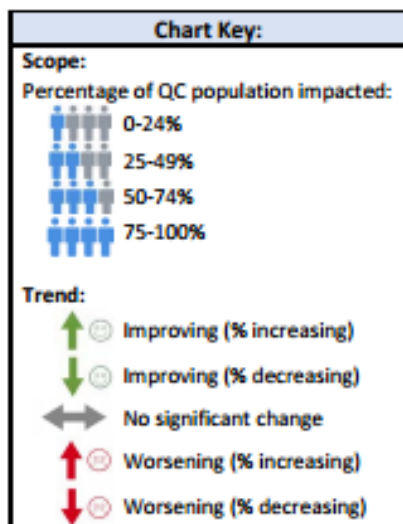
Substance Abuse



Tobacco Use














*See 2018 Community Health Assessment Report*






















## 2018 Community Health Assessment Areas of Opportunity Data Snapshot

*Based on data from the  
2018 Community Health Assessment;  
the full report is available at  
<http://quandcities.healthforecast.net>*

*\*UN - Unavailable data*

INDICATOR	SCOPE (QC Area) % of population as identified in indicator	TREND (QC Area)	EQUITY ISSUE (Total Area: Scott, Rock Island & Muscatine) <i>*Blank cells mean that no equity issue was highlighted</i>			
			GENDER	AGE	INCOME	RACE/ ETHNICITY
<b>ACCESS TO HEALTHCARE SERVICES</b>						
Experienced Difficulties or Delays of Some Kind in Receiving Needed Healthcare in the Past Year <i>*See also Barriers to Access indicators</i>			✓	✓	✓	
Primary Care Physician Ratio	235.4 annually/ QC population		UN	UN	UN	UN
Specific Source of Ongoing Medical Care			✓	✓		
Have a Particular Place for Child's Medical Care			UN	UN	UN	UN
Perceived Ease of Obtaining Medical Care [Adults & Children]	Adults  <i>*ease of obtaining is fair/poor</i>			✓	✓	✓
	Children  <i>*ease of obtaining is fair/poor</i>		UN	UN	UN	UN

INDICATOR	SCOPE (QC Area) % of population as identified in indicator	TREND (QC Area)	EQUITY ISSUE (Total Area: Scott, Rock Island & Muscatine) *Blank cells mean that no equity issue was highlighted			
			GENDER	AGE	INCOME	RACE/ ETHNICITY
Ratings of Local Healthcare	 *rating of local healthcare is fair/poor			✓	✓	✓
<b>CANCER</b>						
Cancer is a leading cause of death	413 deaths annually/QC population		UN	UN	UN	UN
Skin Cancer Prevalence			UN	UN	UN	UN
Cervical Cancer Incidence	31.3 annual incidence/QC population	UN	UN	UN	UN	UN
Cervical Cancer Screening [Age 21-65]			UN	UN	UN	UN
<b>DIABETES</b>						
Diabetes Prevalence				✓		
<b>HEART DISEASE &amp; STROKE</b>						
Cardiovascular disease is a leading cause of death	400.7 deaths annually/QC population		UN	UN	UN	UN
High Blood Pressure Prevalence				✓		
High Blood Cholesterol Prevalence				✓	✓	✓
High Blood Cholesterol Management		UN	UN	UN	UN	UN
<b>HOUSING</b>						
Experience of Homelessness			✓	✓		
<b>INFANT HEALTH</b>						
Perceptions of Childhood Vaccinations			UN	UN	UN	UN
<b>INJURY &amp; VIOLENCE</b>						
Deaths from Unintentional Falls [Age 65+]	81.9 deaths annually	UN	UN	UN	UN	UN

INDICATOR	SCOPE (QC Area) % of population as identified in indicator	TREND (QC Area)	EQUITY ISSUE (Total Area: Scott, Rock Island & Muscatine) *Blank cells mean that no equity issue was highlighted			
			GENDER	AGE	INCOME	RACE/ ETHNICITY
Prevalence of Falls (Age 45+)		↑	UN	UN	UN	UN
Firearm-Related Deaths		↓	UN	UN	UN	UN
Domestic Violence Experience		↑	✓	✓	✓	✓
Experience of Abuse/Neglect While Growing Up		↑	✓	✓	✓	✓
<b>KIDNEY DISEASE</b>						
Kidney Disease Deaths	34.7 deaths annually/QC population	↑	UN	UN	UN	UN
<b>MENTAL HEALTH</b>						
"Fair/Poor" Mental Health		↑	✓	✓	✓	
Symptoms of Chronic Depression		↑	✓	✓	✓	
Taking Medication/ Receiving Treatment for Mental Health		UN	UN	UN	UN	UN
Stress	 *perceive most days as extremely/very stressful	↑	✓	✓	✓	
Suicide Deaths	38.1 deaths annually/QC population	↑	UN	UN	UN	UN
Perceived Ease of Obtaining Mental Health Services	 *ease of obtaining mental health services is "fair/poor"	↑	✓	✓	✓	
<b>NUTRITION, PHYSICAL ACTIVITY, &amp; WEIGHT</b>						
Fruit/Vegetable Consumption (Adults & Children)	Adults 	↓	✓			
	Children 	↓	UN	UN	UN	UN

INDICATOR	SCOPE (QC Area) % of population as identified in indicator	TREND (QC Area)	EQUITY ISSUE (Total Area: Scott, Rock Island & Muscatine) <i>*Blank cells mean that no equity issue was highlighted</i>			
			GENDER	AGE	INCOME	RACE/ ETHNICITY
Overweight & Obesity [Adults]		↑ (S)	UN	UN	UN	UN
Prevalence of Obesity		↑ (S)		✓	✓	
Children's Physical Activity		↓ (S)	UN	UN	UN	UN
<b>ORAL HEALTH</b>						
Have a Particular Place for Dental Care		↓ (S)	✓	✓	✓	
Perceived Ease of Obtaining Dental Care	 <i>*ease of obtaining dental care is "fair/poor"</i>	↑ (S)	✓	✓	✓	✓
<b>SUBSTANCE ABUSE</b>						
Unintentional Drug-Related Deaths	24 deaths annually/QC population	↑ (S)	UN	UN	UN	UN
Cirrhosis/Liver Disease Deaths	29.8 deaths annually/QC population	↑ (S)	UN	UN	UN	UN
Perceived Ease of Obtaining Services for Substance Abuse	 <i>*ease of obtaining substance abuse services is "fair/poor"</i>	↑ (S)	✓	✓		✓
<b>TOBACCO USE</b>						
Cigarette Smoking Prevalence		↓ (S)		✓	✓	
Environmental Tobacco Smoke Exposure at Home		↓ (S)		✓	✓	
Including Among Households With Children	 <i>*this data includes Muscatine County</i>	UN	UN	UN	UN	UN
Use of Vaping Products		↔		✓	✓	✓
Use of Cigars, Pipes, or Hookahs		↑ (S)	UN	UN	UN	UN

# Local Qualitative Findings

- Series of surveys and focus groups in early summer with dozens of Quad-Cities regional residents and leaders
- Results similar to quantitative findings and area of opportunities
- **Top 3:**
  1. Mental Health
  2. Nutrition, Physical Activity/Weight
  3. Access to healthcare services

*See 2018 Community Health Assessment Report*



## 2018 Community Health Assessment - Need Prioritization

Mental health		
Opportunities	Barriers	Resources
<ul style="list-style-type: none"> <li>• Federal funding</li> <li>• State Children's Mental Health Board</li> <li>• Top election issue</li> <li>• Community collaboration</li> <li>• Decreasing the stigma</li> <li>• Improve awareness and education</li> </ul>	<ul style="list-style-type: none"> <li>• Awareness of resource availability</li> <li>• Stigma</li> <li>• Money</li> <li>• Payment for services</li> <li>• Lack of prevention</li> <li>• Number of providers for low-income populations</li> <li>• Not enough prescribers</li> </ul>	<ul style="list-style-type: none"> <li>• Crisis services</li> <li>• Mental health court</li> <li>• Crisis intervention training for officers</li> <li>• Faith-based organizations: train the trainer</li> <li>• Employee assistance programs</li> </ul>
Nutrition, physical activity/weight		
Opportunities	Barriers	Resources
<ul style="list-style-type: none"> <li>• Food waste</li> <li>• Food rescue</li> <li>• Educational nutrition programs</li> <li>• Meal prep training</li> <li>• Expansion of programs</li> </ul>	<ul style="list-style-type: none"> <li>• Expensive</li> <li>• Lack of knowledge on how to cook certain foods</li> <li>• No place to prepare/cook food at home</li> <li>• Lack of cooking supplies</li> <li>• Transportation</li> <li>• Scarcity mindset (shaming)</li> <li>• Safety</li> <li>• Perceptions of healthy foods</li> <li>• Time: convenience</li> <li>• Oral health care</li> <li>• Instant v. delayed gratification</li> <li>• Nutrition v. profit</li> </ul>	<ul style="list-style-type: none"> <li>• SNAP education (recipe cards)</li> <li>• YMCA programs</li> <li>• Food bank</li> <li>• Food pantries</li> <li>• Trail systems</li> <li>• Green space: parks</li> <li>• Recreation (gyms)</li> <li>• WIC</li> <li>• Extension officers</li> <li>• Community gardens</li> <li>• Be Healthy QC</li> <li>• Tracking of weight</li> </ul>

Access to healthcare services

Opportunities

- Capacity of existing providers for more patients to be seen: shape to fit patients' needs
- Contracts with providers: value-based payments
- Home-based therapy: Medicaid coverage
- Incentivize wellness at patient and insurance level

Barriers

- Challenge to providers' flexibility
- Health care system scheduling
- Payment reform: slow
- Lack of specialty providers
- Providers not accepting Medicaid patients
- Money: funding or personal budgets
- Safety
- Special populations: language
- Government representation
- Hard to get appointments when needed
- Access for veterans
- Transportation

Resources

- Walk in clinics
- Technology: online scheduling, telehealth
- Health care systems: Genesis and Trinity
- Community Health Care, Inc.
- Vera French
- Robert Young
- TriCare

Health Issue #

# GHS Priorities 2018

- 1. Access to Healthcare Services**
- 2. Mental Health & Substance Abuse**
- 3. Nutrition, Physical Activity/ Weight**
- 4. Heart Disease & Stroke**
- 5. Cancer**

