

# Fecal Occult Blood Collection

Your Health Care Provider has requested testing to check for presence of blood in your stool (occult blood). Please read these instructions completely before collecting the specimen sample needed in order to do this testing.

Only one sample needs to be collected.

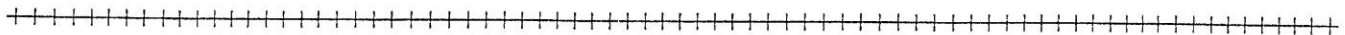
There are no dietary, vitamin or medication restrictions for this test.

Be sure to return the specimen sample to your Health Care Provider in a timely manner so testing can be done. You may store the sample at room temperature.

## Important Note:


→ Do not collect the specimen sample if you have actively bleeding hemorrhoids.

→ Women who are menstruating should wait until three days after their period ends before they collect this specimen sample.



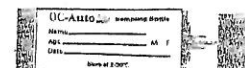
1. Collect a stool sample. The stool sample can be collected in a clean container. Another method is to place plastic or strong paper loosely over the opening of the toilet bowl to keep the stool sample from falling into the toilet water. The stool sample should not be used if it has been in the toilet bowl water.

2. Once the stool sample is collected, please follow these steps:



3. Fill in all required information on the sampling bottle.


4. Open the green cap on the sampling bottle by twisting and lifting the cap.



5. Scrape the surface of the stool sample with the sampling probe.

6. Cover the grooved portion of the probe completely with the stool sample.

7. Close the sampling bottle by inserting the sample probe back into the bottle and snap the green cap on tightly.



8. Do Not Reopen the sampling bottle once you have closed it

9. Return the sampling bottle to your healthcare provider for testing



10. Please make sure you have marked the sampling bottle with your full name, age & date of birth, sex and included the date you collected the stool sample.